

Sectional Garage Doors and Automatic Operators

NEW New Sandgrain and Silkgrain surface finishes







The right solution	4
Premium insulation and Classic single skinned doors	6
Surface finishes	7
High production quality	8
Georgian and Linear design	10
Colour options	14
Surfaces options	15
Handle options	16
Window options	17
Automation	18
Accessories	21
Safety and Security	24
User Information / Care / Warranty	26
The Perfect Match	27

Build your door online with the Garador garage door builder:



For more information on sectional garage doors and other Garador products please visit www.garador.co.uk

Since the company's policy is one of continuous improvement of its products, we reserve the right to make any alterations. Copyright. No part of this brochure may be copied or reproduced without our prior written permission.



Enjoy the benefits of a sectional door

A sectional door is made up from separate sections rather than a single panel. This allows for exceptionally smooth operation both manually and especially when electrically operated. The superb engineering employed in the manufacture of Garador's sectional doors ensures they are amongst the finest garage doors available.

Sectional doors have many other advantages over traditional up-and-over doors such as maximising the drive-through width of a garage opening allowing for close parking inside and out and giving greater headroom clearance to accommodate vehicles such as 4 x 4 and MPVs.



Limited
10 year Warranty



Garador sectional doors are available as Premium insulation and Classic single skinned doors



Premium

Double-skinned doors offer greatest variety of surface finishes, ensure the highest levels of thermal insulation and structural rigidity, each 42 mm thick double-skin steel section is evenly filled with 100% CFC-free PU rigid foam and a seal between each section.



Classic

Single-skin door sections are bonded on the inside to steel profiles without rivets. This special bonding technique produces excellent stability and quiet door action. They offer the ideal solution for detached garages that do not require additional thermal insulation.


Surface finishes for Premium insulation and Classic single skinned doors



Woodgrain

On this inexpensive, robust surface with an authentic sawn timber look, minor scratches can be easily repaired by working with the texture.

Available for Premium und Classic



Silkgrain

Thanks to its elegant door appearance, the silky smooth Silkgrain surface finish is the first choice for modern architecture. A 50 % thicker exterior sheet on the sections also ensures higher stability and even smoother running.

Only available for Premium



Sandgrain

This finely structured surface is an ideal choice for price-conscious owners and is particularly suited for modern homes.

Only available for Premium



Timber effect

Decograin surface finishes with UV-resistant plastic film coating give your sectional door a striking and authentic timber look or an elegant metallic appearance in Anthracite.

Only available for Premium



Titan Metallic

Titan Metallic surface finish matches FrontGuard front entrance doors and a special surface protection to preserve the appearance of the door.

Only available for Premium

A harmonious overall appearance and high production quality down to the last detail



A Our garage doors are distinguished by even, exact spacing of sections. The sections are shaped so that the transitions are practically invisible when the door is closed. See for yourself!

B C Irregular spacing of sections due to different section heights coupled with visible section transitions on competitor doors. This gives the door an uneven look.



Matching appearance of frames and door leaves

1 For white doors and all surface finishes, the fascia panel is always provided matching the door sections. This ensures that everything fits together.

2 The side frames are available with a white Woodgrain surface finish as standard. For sectional doors with the surface finishes Sandgrain, Silkgrain or Timber effect, the frame coverings are optionally available in the surface finish of the door section.



D To create a harmonious overall appearance, the height of the spaces between the individual panels of our sectional doors is exactly even. This is achieved by using sections with the same height across the entire door height. The horizontal spacing between the panels within a section is also uniform. This gives the doors an even appearance.

E F Irregular panel spacing due to different section heights on competitor doors. This gives the door an uneven look.



Matching appearance of coloured and Timber effect doors

1 The fascia panels for these doors always match the surface finish and colour or style of the door section.

2 Coloured sectional doors and doors with Timber effect surface finishes are also optionally available with frame coverings that match the surface finish and colour or the style of the door sections.


Choose between the distinctive Georgian and the elegant Linear sectional doors

As standard our Georgian and Linear design sectional doors come in Traffic White (RAL 9016) outside and Grey White (RAL 9002) on the inside. To customise your door please see pages 10 - 13 for further design options.



Georgian Design Door

Insulation options



Surface finishes



Woodgrain



Timber effect



See page 11 for choice of 15 standard RAL colours



See page 11 for details of any RAL Colour option



See page 10 for choice of 5 standard timber effect finishes



Linear Small Design Door

Insulation options



Surface finishes



Woodgrain



See page 11 for choice of 15 standard RAL colours



See page 11 for details of any RAL Colour option

For every application the right solution – manufactured to the highest quality standards, all doors offer long-term functionality, smooth running and longlasting good looks.

As standard our Georgian and Linear design sectional doors come in Traffic White (RAL 9016) outside and on the inside in Grey white (RAL 9002). To customise your door see page 10- 13 for more design options.




Linear Medium Design Door

Insulation options




Surface finishes




Silkgrain



Timber effect



Sandgrain



Metallic finish



Woodgrain




See page 11 for choice of 15 standard RAL colours



See page 11 for details of any RAL Colour option




See page 10 for choice of 5 standard timber effect finishes




Linear Large Design Door

Insulation options




Surface finishes




Silkgrain



Timber Effect



Sandgrain



Metallic finish



See page 11 for choice of 15 standard RAL colours



See page 11 for details of any RAL Colour option




See page 10 for choice of 5 standard timber effect finishes


Surfaces and colours – You have the choice



1



2




3

Surface options for Georgian and Linear sectional doors in Traffic White (RAL 9016)

- 1 Woodgrain surface
- 2 Silkgrain surface
- 3 Sandgrain surface



1



2



3

Timber effect surface options for Georgian, Linear Medium and Linear Large sectional doors

- 1 Golden Oak
- 2 Rosewood
- 3 Dark Oak
- 4 Night Oak
- 5 Winchester Oak




4




5

Metallic surface option for Linear Medium and Linear Large sectional doors

- 1 Titan Metallic (CH 703)



1



15 preferred colour options for Woodgrain and Silkgrain surface

- 1 Terra Brown (based on RAL 8028)
- 2 Ochre Brown (based on RAL 8001)
- 3 Clay Brown (based on RAL 8003)
- 4 Ruby Red (based on RAL 3003)
- 5 Anthracite Grey (based on RAL 7016)
- 6 Window Grey (based on RAL 7040)
- 7 White Aluminium (based on RAL 9006)
- 8 Light Grey (based on RAL 7035)
- 9 Steel Blue (based on RAL 5011)
- 10 Sapphire Blue (based on RAL 5003)
- 11 Pigeon Blue (based on RAL 5014)
- 12 Fir Green (based on RAL 6009)
- 13 Moss Green (based on RAL 6005)
- 14 Stone Grey (based on RAL 7030)
- 15 Light Ivory (based on RAL 1015)

The colours shown are a favourably priced option, any other colour from the RAL colour chart can be ordered.



3 preferred colour options for Sandgrain surface

- 1 Terra Brown (RAL 8028)
- 2 Anthracite Grey (RAL 7016)
- 3 White Aluminium (RAL 9006)

In addition to the above standard colours we can also paint your door to any RAL colour to suit your individual requirements.

Printed colour samples are as accurate as printing techniques allow.

Design handles for manually operated sectional doors

All doors are supplied without a handle set and are therefore prepared for electric operation as standard. Please choose from the handle range shown for manual operation or your individual design requirements.

Design handles options



1



2



3



4



5

- 1 Black synthetic material
- 2 White
- 3 Silver finish
- 4 Chrome effect
- 5 Brushed chrome effect

Design your door and choose from our range of window options

Choosing a window option gives style and character to your sectional garage door and has the benefit of allowing natural light into your garage. You can choose between clear and crystal panes on sectional door windows.



1



2



3




4

Window options for Georgian design

- 1 Standard
- 2 Diamond
- 3 Cross
- 4 Sunrise

The Sunrise design varies depending on the number of windows



1

Window option for all Linear designs

- 1 Standard XS

Window options for Medium and Large Linear designs



1



2



3

- 1 Standard X
- 2 Standard XL
- 3 Cross

Window frames and rails made of synthetic material, white as standard, colour-match to the door is optional. Window frames for timber-effect doors are colour-matched as standard.



Automation – Arrive home safely, securely ... and in style

It's not anyone's idea of fun to battle the elements on a dark, stormy winter's night, grappling with the keys to open your garage door. Imagine arriving home and at the simple touch of a button, driving straight into your garage without having to leave the comfort of your car. Our range of GaraMatic electric door operators can bring you this convenience at a surprisingly low cost. Choosing to fit one of our operators won't change your life, but it will make it just a little bit more comfortable.

GaraMatic operators and Garador garage doors are a tried and tested combination, perfectly matched and prepared for easy installation. For your safety all GaraMatic operators comply with the latest European standards (BS 13241) including automatic reversal and self-monitoring closing forces. Security is provided by the integral anti-burglar device preventing the door from forced unauthorized entry.

With the latest range of ultra-secure bi-directional hand transmitters using 128 bit encryption, you can check the door position via the transmitter when you are not in sight of the door.



All Garador operators
come with a comprehensive
5 year warranty

Two operator variants – Reliable, safe and maintenance-free

GaraMatic 20 (Peak force 1000 N)
GaraMatic 10 (Peak force 800 N)



- Bi-directional radio technology is secure and ensures no one can copy your signal
- 50% faster than other operators with a maximum opening speed of 22cm a second
- Automatic locking preventing forced entry
- Automatic safety reversal
- Remote status query feature indicates whether your garage door is open or closed
- Bisecur technology provides a more reliable signal that can be used over longer distances
- Adjustable soft start and soft stop
- Self closing timer option (light beam device required)
- Half open function for ventilation
- Light beam device included as standard with GaraMatic 20



BS 13241 Compliant
The combination of Garador garage doors with GaraMatic operators complies with the latest European safety standards.

Two hand transmitters as standard



GaraMatic 9 (Peak force 750 N)



- Fast opening with a maximum speed of 14cm per second
- Automatic locking preventing forced entry
- Integral light
- Soft start and soft stop
- Equipped with status query technology to indicate whether your garage door is open or closed
- Simple to operate



BS 13241 Compliant
The combination of Garador garage doors with GaraMatic operators complies with the latest European safety standards.

Two hand transmitters as standard



Mobile radio accessories



5 button hand transmitter

4 control buttons, plus a status function.
Available in black and white.

The 5 button hand transmitter comes with a remote status query feature so you can check whether your garage door is closed at the press of a button.



NEW

2 button hand transmitter

Features 2 control buttons and an eyelet for a key ring. Available in black, white, green, red, carbon fibre, aluminium and wood effect.



4 button hand transmitter

4 Control Buttons.
Available in black.

The 4 button hand transmitter can be programmed to open up to four garage doors.



1 button hand transmitter

1 Control Button.
Available in black.

The 1 button hand transmitter combines convenience and style with the simplicity of a single button to operate your garage door.



Hand transmitter station

Available in black and white.

The hand transmitter station provides a handy and stable solution for storing your 5 button, 4 button or 1 button remote hand transmitter when it is not in use.

Stationary radio accessories



Designer 2-channel transmitter

Aluminium look (fig. left)

Bright chrome-plated (fig. right)

2 control button functions.
Also usable as a key ring.

This transmitter offers a modern, stylish look and works well as a key ring so it is easy to reach when you are in the car or on the go.



4 Button Bisecur Keyring Transmitter

4 button functions,
with button lock-out,
incl. key ring

The 4 button keyring transmitter features bisecur technology for additional security.



Transmitter for cigarette lighter

1-channel (fig. left)

2-channel (fig. right)

One or two key functions.
For insertion into Car cigarette lighter.

In car transmitter plugs directly into your car cigarette lighter and can be programmed to open up to two garage doors.



Wireless code switch

With Slide Lid (fig. left)

For 10 functions.
With illuminated buttons.

Designed to conveniently open your garage door when a 4-10 digit security code is entered. All buttons are illuminated for ease of use, perfect for accessing your garage on those dark winter nights. The Wireless code switch with Slide Lid protect the key pad from the elements. Up to 10 security codes maximum.



Wireless finger scanner

For 2 functions
and up to 12 fingerprints.

Operate your garage door with the Garador wireless finger scanner, a highly secure device capable of reading a person's fingerprint and then enabling access to the garage(s).



Wireless wall console

For 2 operators,
or operator functions.

Wireless wall console allows the operation of the door from a fixed location without the need for wires. Ideal where cabling could be a problem.



Wired wall console

For 3 functions.
With illuminated button.

Along with a large illuminated button for conveniently opening the door, the Wall console has two additional buttons. These can be used to control the operator light and completely switch off the radio-control system for the operator, e.g. while you are away on holiday.

Only for GaraMatic 10 and 20.



Push Buttons

Single function.
Available with or without
illuminated button.

Conveniently open and close the garage door at the push of a button.



Key switch

In recessed and
surface-mounted versions.

Key switches allow you to activate your automatic operator at the turn of a key.

They are suitable for recessing into masonry or face-fixed mounting to your garage wall.




Light beam device

One-way photocell system.

The light beam device provides additional peace of mind, as when the door is closing, should the light beam be interrupted, the operator will stop the door immediately and raise it, allowing any obstruction to be removed.

Your safety is our commitment

We firmly believe that you can't make anything too safe and secure. So we are constantly searching for new ways to improve safety on our doors and give our customers what they deserve. After all, providing a secure environment is the primary job of any garage door.



1 **Reliable anti-drop devices**
 No matter whether your door comes with a tension spring or a torsion spring assembly: a Garador sectional door is protected against crashing down as the anti-drop device catches the door in the unlikely event of a spring or cable failure.



2 **Safety door travel**
 The combination of adjustable rollers, solid roller brackets and safety tracks prevent the door from derailing.



BS 13241 Compliant
 All Garador garage doors comply with the latest European safety standards.



3 4 **Sealings**
 All doors come with side, floor and fascia seals whilst the Premium sectional door also comes with intermediate seals between every section joint to enhance thermal insulation.

5 **Long-term protection**
 For corrosion protection, Garador sectional door frames are fitted with a synthetic bed-plate. This provides protection against corrosion that might be caused by humid acids or salts.



6 Side hand guard
With Garador sectional doors the side tracks are completely enclosed so that fingers cannot get trapped.



7 8 Pinch protection
With Garador sectional doors each section rebate is optimally shaped as a finger protection profile effective on the inside and outside of the door as well as on the hinge parts.



9 Thermoframe
Garador's exclusive thermal frame option provides up to 15% improved insulation on premium doors providing even greater thermal efficiency to your home.

User Information – Care of your garage door

A Garador garage door needs only a minimum level of preparation and maintenance to give years of trouble-free service. Below is a guide on how to get the best from your garage door.

Operation

- For opening the door in manual operation use only the outside handle or inside handle. Never use the pull rope during the opening cycle of the door.
- For closing the door from the outside – the pull rope fixed to the internal handle is only designed to pull the door towards you whilst standing within the entrance of the garage until the door can be pushed down by hand, then using the external handle for final closing.
- For closing the door from the inside – the pull rope already mentioned is designed to be pulled away from you, when facing the front entrance of the garage, until the internal handle is able to be reached, by hand, and used for final closing. The pull rope is not designed to be used for any other part of the operating cycle, or any other purpose. Failure to comply with the above instructions may result in injury to persons or property.
- When the door is operated from either outside or inside, check the area through which the door will travel is clear from people and objects. Failure to do so may result in injury to persons or property.
- When closing, ensure the latches engage properly.
- If the door is power-operated always try to ensure you match the door with a Garador electric operator to ensure full compliance with the Machinery Directive. If another make must be used always consider any compatibility/compliance issues.

Maintenance

- If in doubt about any of these maintenance procedures below always consult a Garador specialist. Garador Ltd. has a nationwide network of recommended installers who will be able to offer you a regular maintenance service on your garage door. Please call Garador or refer to the Garador website for further details of your nearest Installer.
- Immediately after the door is fitted and after every 5,000 operations of the door, or at least once a year, oil all pivot points, check screws and clamped connections for tightness, keep the running tracks clean (do not grease them), check parts and replace any worn components where necessary.
- The springs should be replaced after approx. 25,000 operations by an experienced door fitter (see fitting and operation instructions).

- Do not oil the lock cylinder; if it is sticking, only lubricate with graphite dust.
- For canopy doors only, check the cable every 6 months with normal usage (8 operations per day). Have the cables replaced by an expert if any wear is found.

Cleaning

- The door and frame if applicable, should be washed with a mild soap-based solution on a regular basis to prevent the build up of dirt, salts and other corrosive substances and help maintain the aesthetic appearance of the product.
- If the door is installed in a seafront location, the door panel and frame should be cleaned in this way at least every two months.
- We also suggest that all other components be brushed down on a regular basis to prevent the build up of dirt and dust etc.

Locking

- If the key is turned completely, the door is then locked or unlocked; when unlocked it is then possible to open and close the door by turning the handle.
- If the key is turned 1/4 of the way, the door opened and then the key returned to its start position, the door will re-lock when closed.
- By moving the internal locking "snib", it is possible to lock and unlock the door from the inside without using the key.

Finish

The coating process applied to the door and chassis is environmentally friendly. Minor scratches or marks are not covered under the conditions of our warranty and should be repaired immediately to prevent corrosion and deterioration of the panel. Corrosive substances such as acids, alkalines, and salts, etc. should be cleaned from the door immediately; failure to do so will result in deterioration of the paint finish, which will not be covered under our warranty. Should deterioration of the finish start to occur you will need to repaint your door immediately. When repainting the door, prepare the surface lightly with wet and dry. Then treat with solvent based 2 pack epoxy wash primer and a normal commercial paint (cellulose paints must not be used). Dark colours should be avoided on Premium and Standard doors.

Warranty

In the unlikely event of a warranty claim becoming necessary, please contact the dealer or distributor who originally supplied your garage door. Your dealer should then supply details of the claim, together with a copy of the warranty card provided with the door and proof of purchase to the Warranty Department at Garador Ltd.

To enable your claim under warranty to be processed as quickly as possible, you should provide the following details:

1. Your name, address and telephone number
2. Original invoice with date of purchase
3. Product description/door type and product number
4. Description of defect

An assessment of the claim will then be made. This may require Garador to inspect the product in-situ. In the event that there is no legitimate warranty claim under the terms specified herein, you may be liable for the costs of the inspection visit.


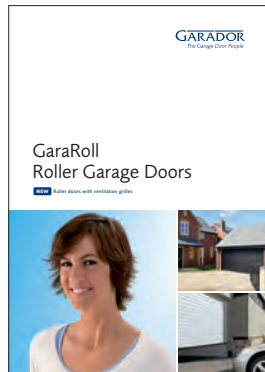

We strongly recommend that you take note of the care and usage instructions displayed on the stickers on the back of your garage door, and on the page opposite, and that you follow these instructions throughout.

For further details please contact us on 01935 443 722, or through our website on www.garador.co.uk

Choose from the full range of Garador garage doors and front doors

All Garador garage doors have been developed with reliability, safety and security in mind. We offer an extensive choice of up & over, side hinged, sectional and roller garage doors, each engineered with a different design so you are sure to find the right solution for your home.

To find the right garage door for your home, please ask for the full Garador brochure range.



GARADOR

The Garage Door People

Bunford Lane, Yeovil, Somerset, BA20 2EJ

Tel: (01935) 443722 Fax: (01935) 443744

www.garador.co.uk



Garador is the UK's leading manufacturer of garage doors and operators, with an ultra-modern production facility located in Somerset. We use German engineering expertise to produce highly sophisticated doors and operators. By purchasing a Garador product you can be assured of the highest level of quality, safety and security. With a nationwide network of stockists, installers and service technicians we are an ideal partner for your project.